

DEMO-EC PROJECT

DEvelopment of sustainable MObility management in European Cities

Study visit & 2nd Interregional Partner meeting in Zaragoza

Focus topic: Governance and Participation

(17-18 October 2017)

FAMCP- P4

Tuesday, 17th October 2017

Study VISIT to CTAZ “Transport Centre of the Area of Zaragoza
“Street: Parque Roma Bloque B-4, Bajos, Acceso por C/Vicente Berdusán y C/Escoriaza y Fabro, 50010 Zaragoza, España)

22 members of DEMO EC project, from 7 partner regions were guided by bus, from Plaza España Square to the CTAZ, in which its

- ✓ Director Mr. Juan Ortiz Taboada
- ✓ Mr Alberto Lorente : The technical advisor of the Zaragoza City in Environment and Mobility
- ✓ Sofia and Ana Giménez, technicians in mobility form CTAZ.
- ✓ Member of the of the collective “*Recicleta*” (in charge of guiding the tour by bike using the public service *BIZI*), were waiting for us :

Both, the Director and the Expert in mobility explained to Partner and Stakeholders, the four Areas in which the Zaragoza Mobility is divided (4 areas: Transportation, Integration, Mobility, citizens). They explained in a very instructive way the situation and evolution of the first SMUP of Zaragoza in 2007-, to the present Mobility Plan that is being revised. (Diagnostic phase).



CTAZ
CONSORCIO DE TRANSPORTES
DEL ÁREA DE ZARAGOZA

INTERREG EUROPE
DEMO EC, 17/10/2017

La movilidad en Zaragoza y su entorno. 17/10/2017
DEMO EC (Development sustainable MOBility management in European Cities)

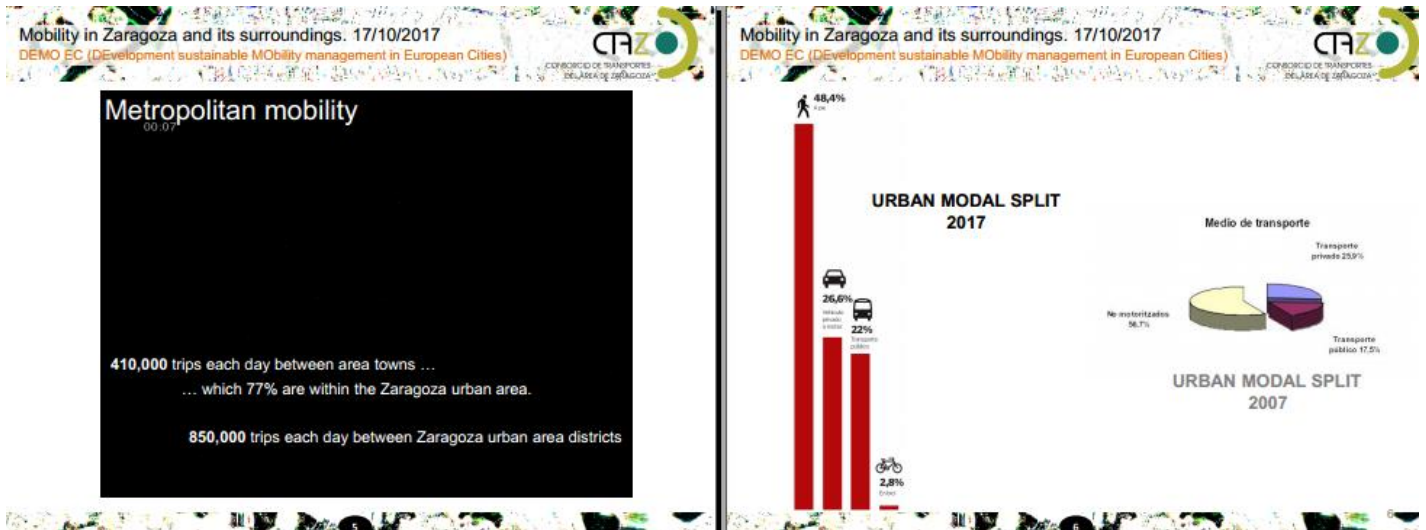


Posición	Población	Habitantes
1	Madrid	3165541
2	Barcelona	1608746
3	Valencia	790201
4	Sevilla	690566
5	Zaragoza	661108

➤ 32th city of European Union, by population


➤ 8th metropolitan area behind Málaga, Bilbao and Asturias.

Explanation about the Metropolitan Mobility in Zaragoza , and the URBAN MODAL SPLIT 2017





The director explained the Main Figures of Public Transport



MAIN FIGURES OF PUBLIC TRANSPORT

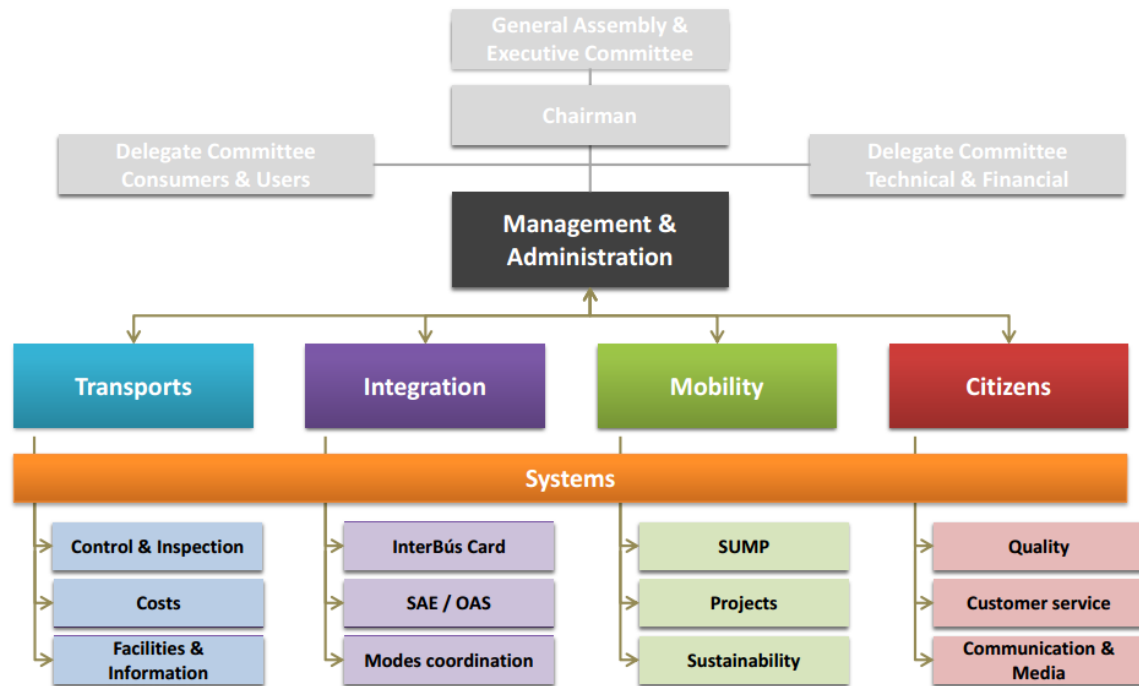
- ✓ **120** million annual journeys by all of public transport system of Zaragoza and its area.
- ✓ **88** million annual journeys by **42** urban buses lines.
- ✓ **28** million annual journeys by the **1** urban tram line.
- ✓ **5** million annual journeys by the **12** periurban lines that connect Zaragoza to its Rural Districts and to the Airport, and the other **12** metropolitan lines that connect the towns included in the area of Zaragoza.
- ✓ **0,3** million annual journeys by the **1** metropolitan train line.
- ✓ **8** private transport companies and 1 public company that operate **68** transport lines in Zaragoza and its area.





Mobility in Zaragoza and its surroundings. 17/10/2017

DEMO EC (DEvelopment sustainable MObility management in European Cities)



- *The importance of the Participation Process in which the SUMP is being revised (from the previous of 2007)*



Other relevant point which was interesting for the partners was the “Recovery of Public Space”...Increasing of Urban walking...

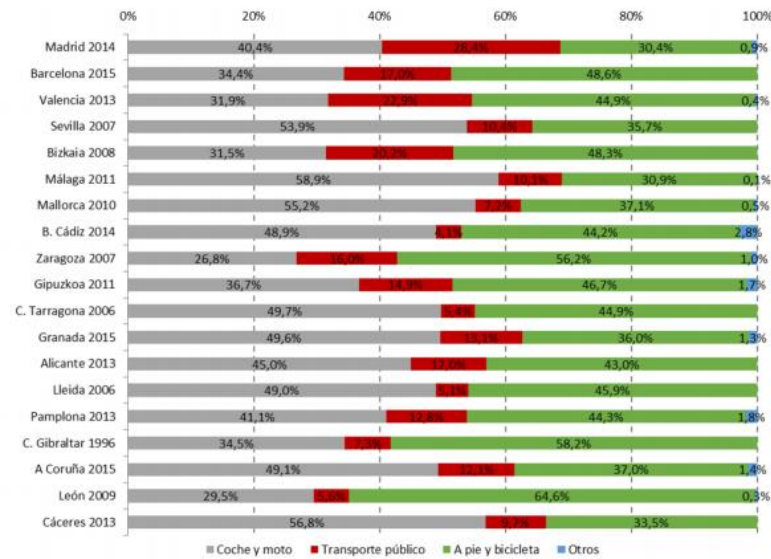
Mobility in Zaragoza and its surroundings. 17/10/2017

DEMO EC (DEvelopment sustainable MObility management in European Cities)



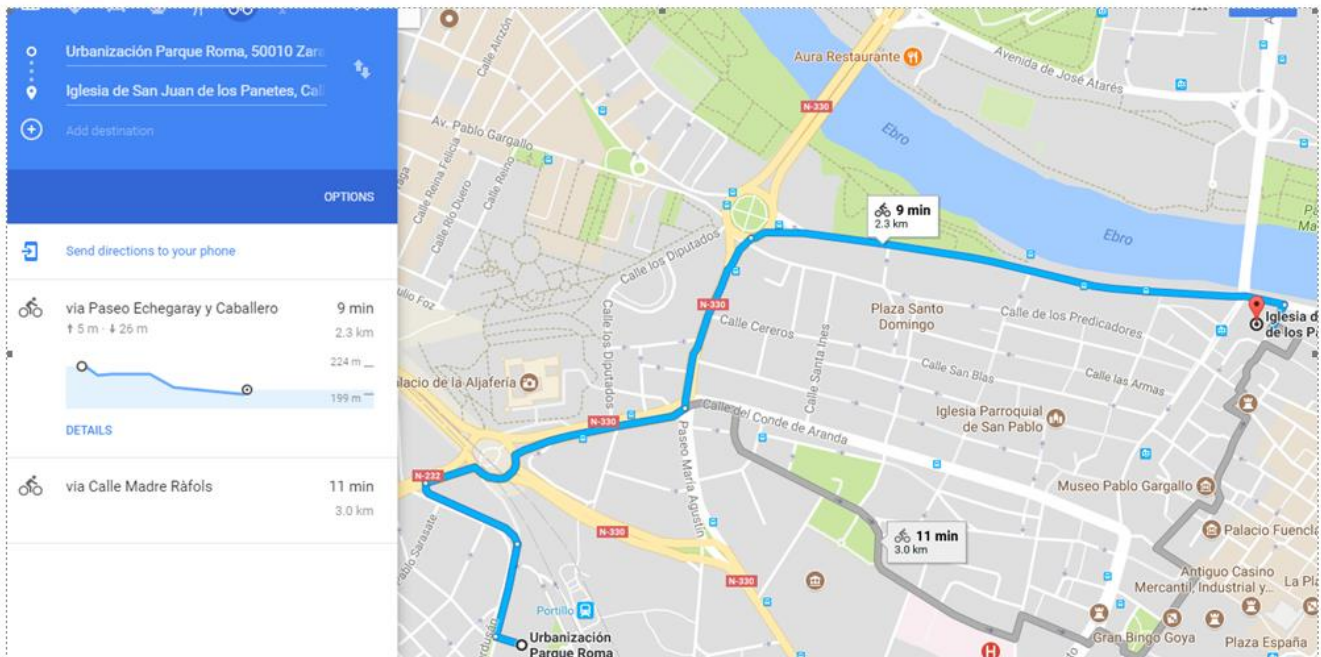
The recovery of public space

- 48.4% of urban walking sharing.



Fuente: Elaboración propia a partir de datos de las ATP

After the Breakfast at CTAZ headquarters, the Short tour by bike organized and with the help of "Recicleta members" Aprox 2,5 km from CTAZ to Church San Juan de los Panetes.



Demo Ec partners enjoyed a mini tour of the city of Zaragoza in bizi





Then: **using the TRAM**, from CHRUCH San Juan de los Panetes to the TRAMS FACILITES /GARAGE, were we received a brief introduction about the Life of TRAMS in Zaragoza, since 2009.



The visits started from 12.15- 13.15hs.

After the visit, the 22 members of RATIO, returned FAMCP by Tram, for lunch and after that started Exchange of experience SWOT.