



CLUSTER PORTUGAL MINERAL RESOURCES

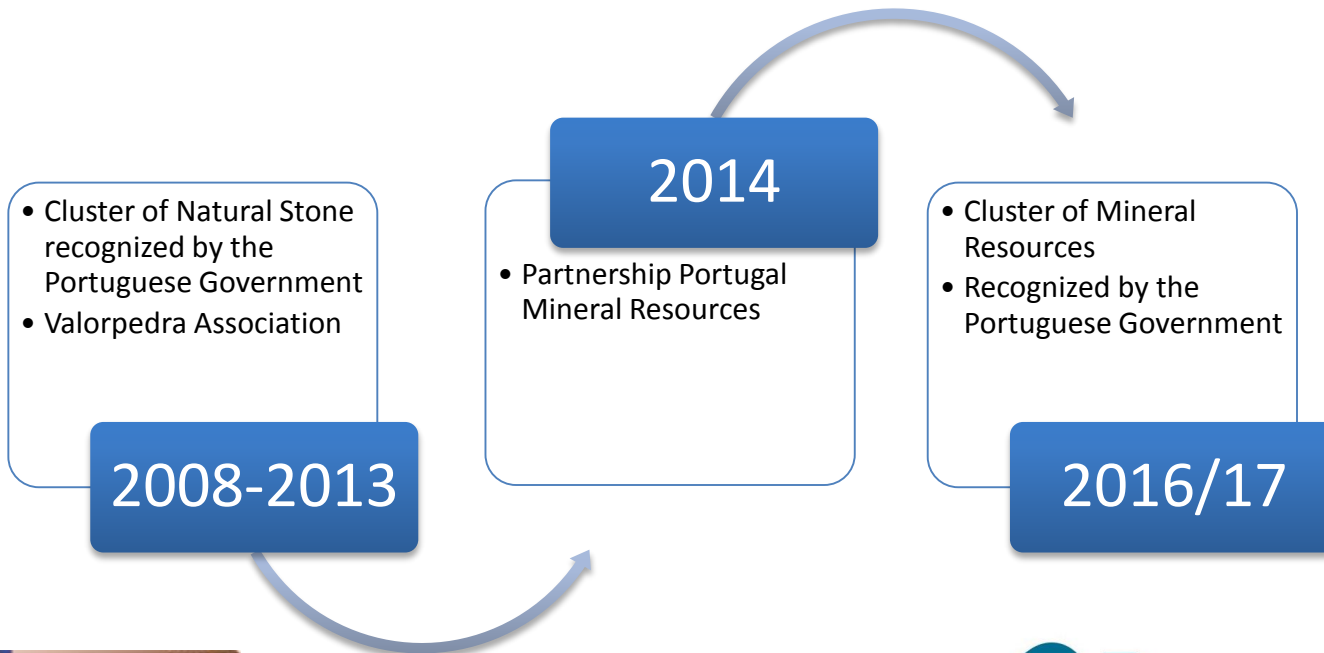
The importance of clusterization in mineral raw materials

**REMIX Castilla y León – EU Cluster Matchmaking Event
Santa Bárbara Foundation, La Ribera de Folgoso, León
9th April 2019**



BACKGROUND

Cluster of Natural Stone Partnership Portugal Mineral Resources



RESULTS

Investment = (5 years) = 54 M€
More than 100 projects



CLUSTER PORTUGAL MINERAL RESOURCES

Promote knowledge and sustainable economic value for mineral resources, boosting the export capacity and the added value.

Deepening knowledge of the economic potential of resources, promoting R & D + I, improving productive investment conditions and access to markets, as well as increase skills (technical, technological, management) and stimulate inter-company and inter-institutional cooperation.



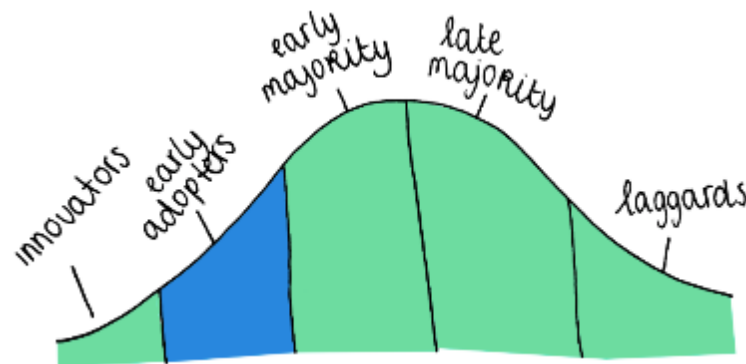
43 SMEs

2 SECTORIAL ASSOCIATIONS

14 ACADEMIC INSTITUTIONS

1 I&D INSTITUTE

1 REGIONAL PUBLIC INSTITUTION



efma member



➤ Objectives - 2020

➤ Turnover +10%

➤ Gross added value +10%

➤ Volume of exports +25%

➤ Employment +1%

➤ R&DI +5%

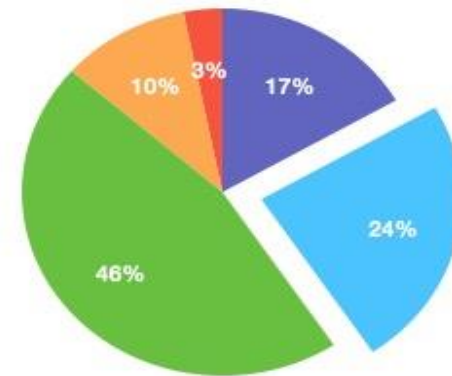


ASSOCIATES

EVOLUTION

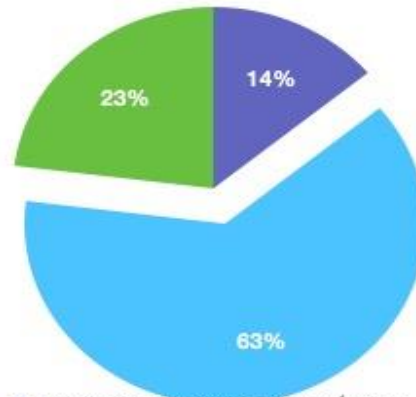


TIPOLOGY



- EMPRESAS TECNOLÓGICAS
- ENTIDADES D SII
- EMPRESAS DE PEDRA NATURAL
- EMPRESAS DE RECURSOS METÁLICOS
- ENTIDADE PÚBLICAS

SUB-SECTORS INCLUDED



- EMPRESAS DE RECURSOS METÁLICOS
- EMPRESAS PEDRA NATURAL
- EMPRESAS TECNOLÓGICAS

ACTION PLAN

1. Interstone – Projeto Conjunto de Internacionalização da Pedra Natural (2018/2019)
2. Novas Abordagens em prospecção e pesquisa mineral
3. Valorização Económica e Ambiental - Granitos de Ponte de Lima
4. Inovstone 4.0 - Novas Tecnologias e Software para a Pedra Natural - Industria 4.0
5. STAY SAFE – Campanha Nacional dos Recursos Minerais para a Promoção da Segurança no Trabalho
6. AwareNaturalStone – Ecoeficiência na Pedra Natural
7. Recursos minerais marinhos da Plataforma Continental
8. Qualificar, salvaguardar e potenciar os Recursos Minerais
9. Transformar Passivos Ambientais em Matérias-primas Minerais
10. Inovação na deteção e exploração dos minérios
11. Economia Circular no setor da Pedra (Rochas Ornamentais e Industriais)
12. Primeira Pedra
13. Avaliação dos Recursos litíferos em Portugal
14. Mapeamento, Cartografia e Modelação de Pedreiras a Céu Abertas Inundadas em Portugal
15. Certificação Radiométrica de Granitoide

WHY A CLUSTER?

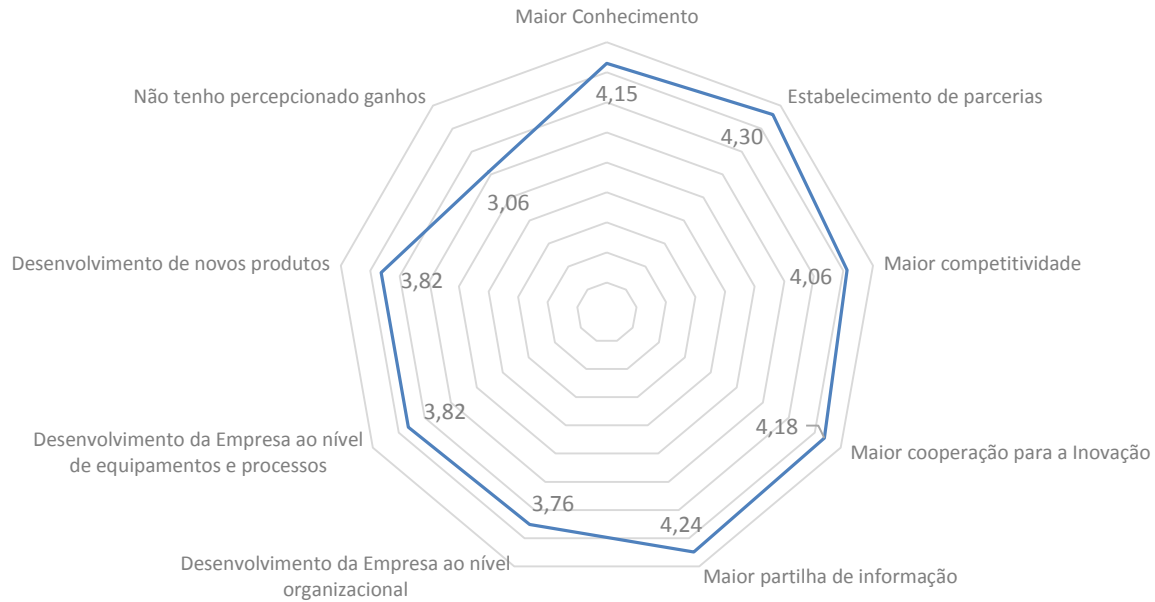



FIG. 1 – MAIN ADVANTAGES OF THE CLUSTER ASSOCIATES (FRAZÃO 2018)

Tabela 1 - Volume de negócios no setor da Pedra e no *cluster* (€)

	2011	2012	2013	2014	2015	2016	Variação %
Volume de Negócios do Setor Pedra	1 177 197 433€	1 012 175 071€	968 689 699€	956 939 790€	1 001 629 607€	1 013 186 344€	-17%
Volume de Negócios das empresas de pedra do <i>Cluster</i>	49 399 479 €	46 039 406 €	50 838 233 €	55 555 076 €	56 593 787 €	60 565 713 €	23% 

(FRAZÃO 2018)

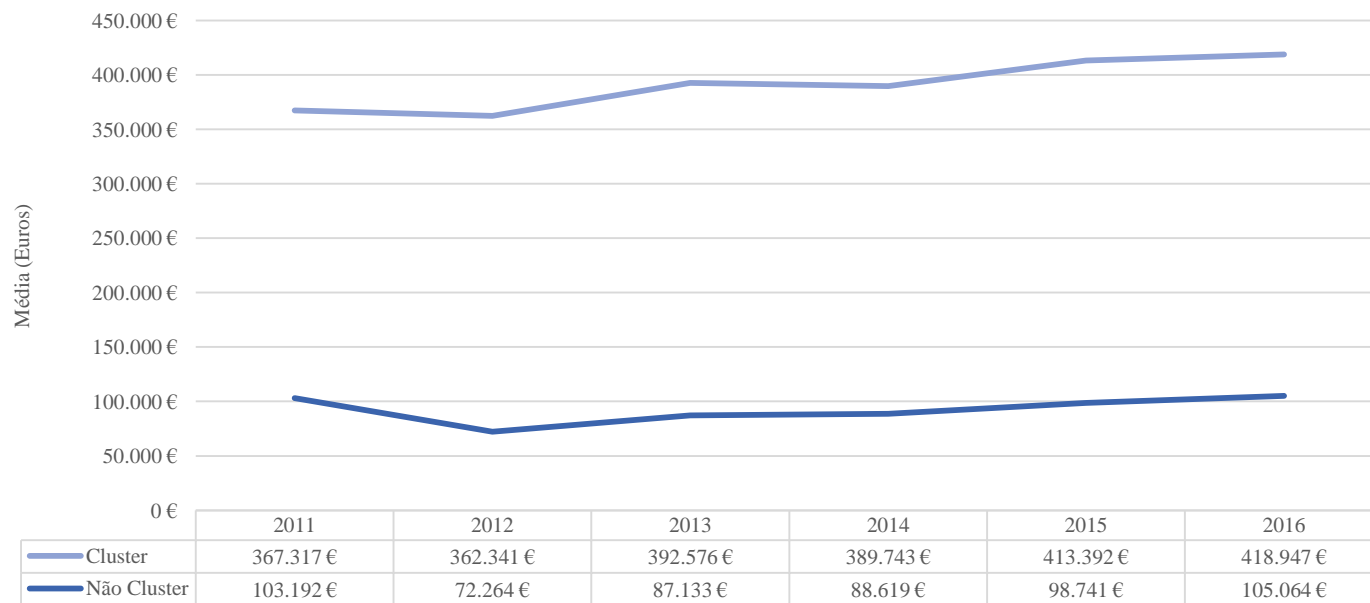


FIG. 2 – EBITDA AVERAGE EVOLUTION (FRAZÃO 2018)

The Stone Age didn't end because we ran out of stones, and the age of oil won't end because we run out of oil.

Ahmed Zaki Yamani
(former Minister of Oil and Mineral Resources of
Saudi Arabia)



THANK YOU!

MUITO OBRIGADO!

lmartins@clustermaneralresources.pt

www.clustermaneralresources.pt

efixo made in

