



CAPonLITTER

Interreg Europe



European Union
European Regional
Development Fund

A participatory science platform for public authorities to prevent and reduce litter

Isabelle Poitou

Founder and Director of MerTerre

isabelle.poitou@mer-terre.org



MERTERRE
OBJECTIF ZÉRO DÉCHET MARIN

A participatory science platform for public authorities to prevent and reduce litter

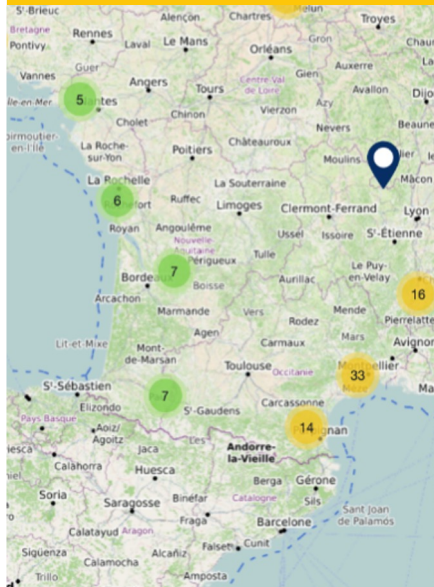
MerTerre has created www.zero-dechet-sauvage.org in partnership with the French Ministry of The Ecological Transition, the South Region and the National Natural History Museum, which aim is to :

- Federate, coordinate and reinforce all the actors fighting litter**, share good practices, methodological and pedagogical tools, scientific reports, etc.
- Collect and centralise the largest amount of data** collected with the same methodology during litter clean-ups (mountains, rivers, cities, countryside, seaside, etc)

Zero Dechet Sauvage : a collaborative monitoring tool for effective action plans


STAKEHOLDERS' MAP

Involved on the territory



LITTER DATA

collected and characterized



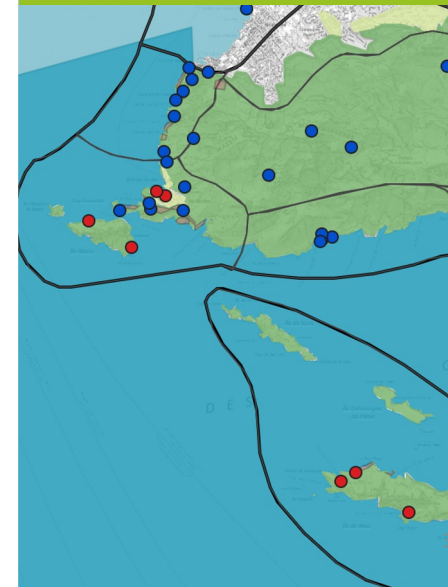
TRACKING OF LITTER CATEGORIES

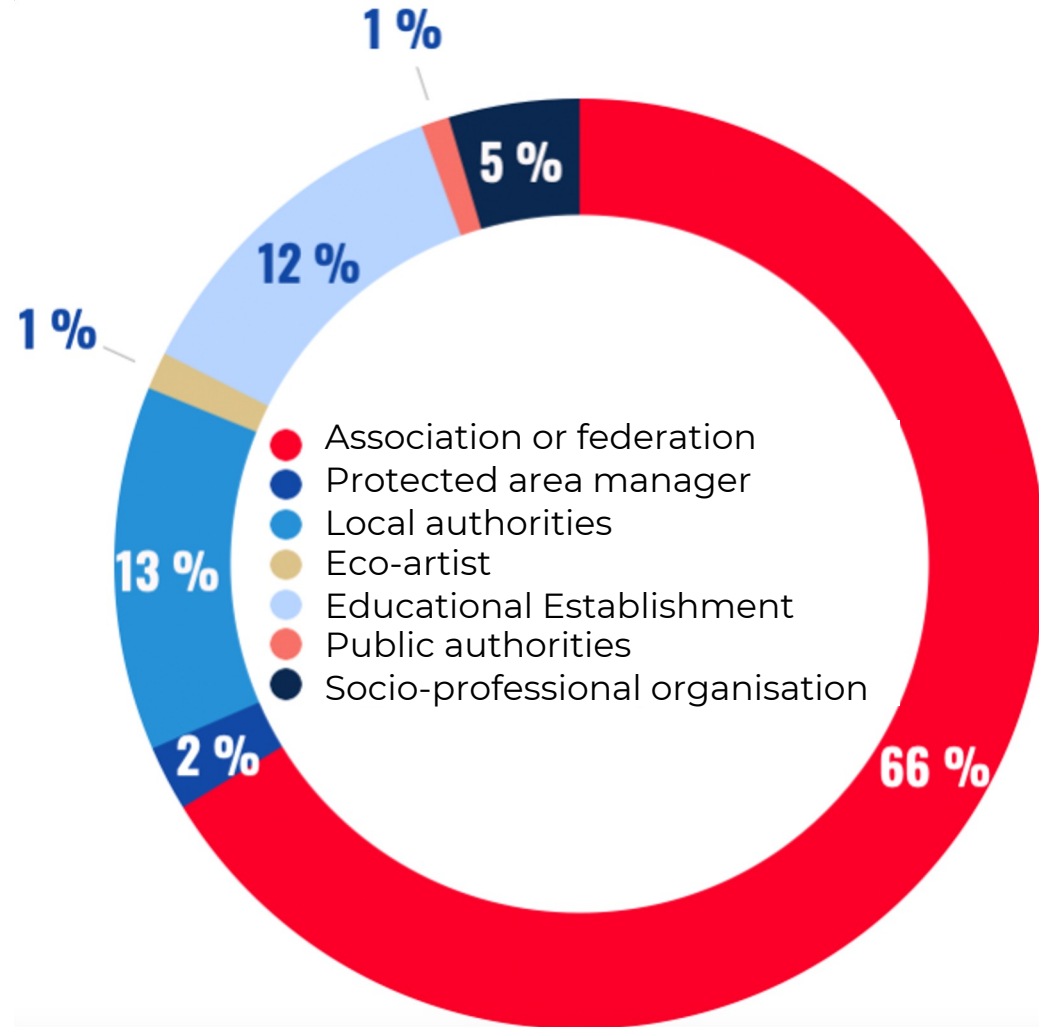
by sector or brand



DATA VISUALISATIONS

evaluation of action plan





500

REGISTERED STRUCTURES



1 262

CLEANUP



1 964 649 L

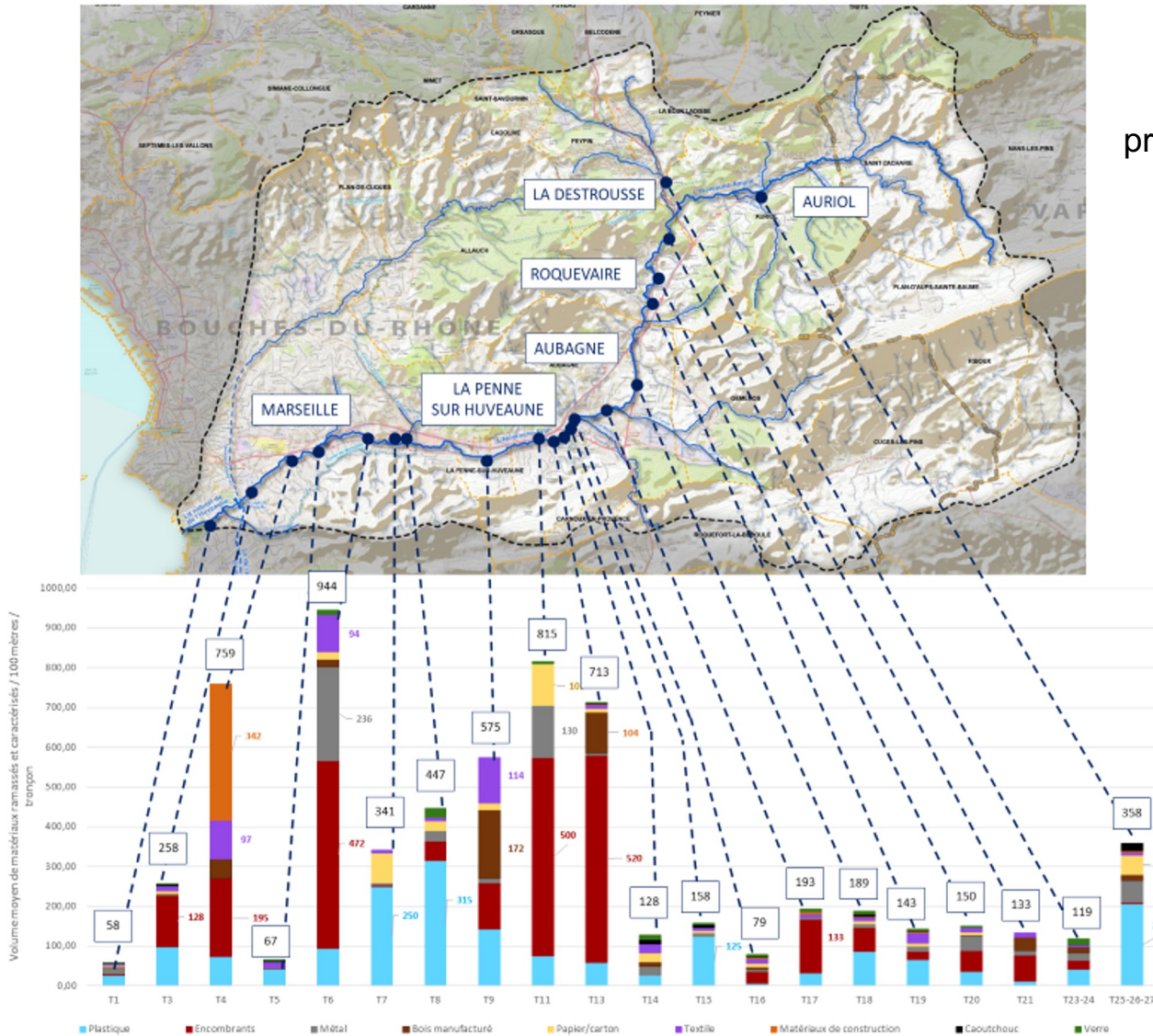
COLLECTED LITTER

Towards a litter reduction plan in the Huveaune river by EPAGE HuCa - Marseille Provence Métropole

Coordination of the large-scale operation Huveaune Propre and acquisition of data to improve prevention and management through the collaborative platform

ReMed
ZÉRO PLASTIQUE

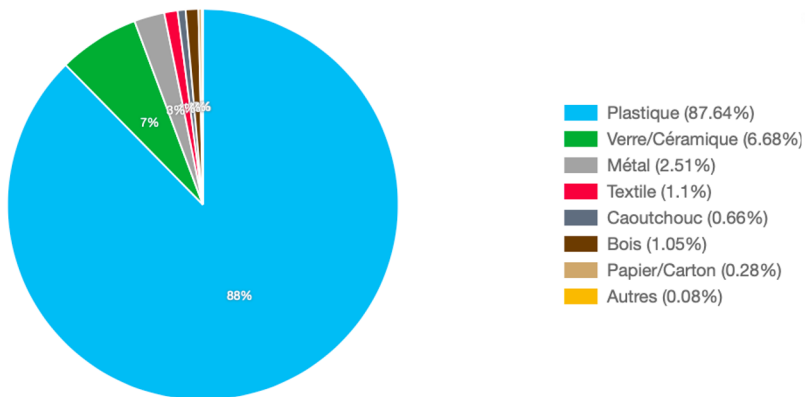
ZéRO
DÉCHET SAUVAGE





PLAGE DU PORT DE POMÈGUES

RÉPARTITION DU VOLUME PAR MATÉRIAU (SUR 1 297 L CONSIDÉRÉS)



1 297 L

de déchets collectés
depuis 2017

123 Kg

de déchets pesés
depuis 2017

84 245

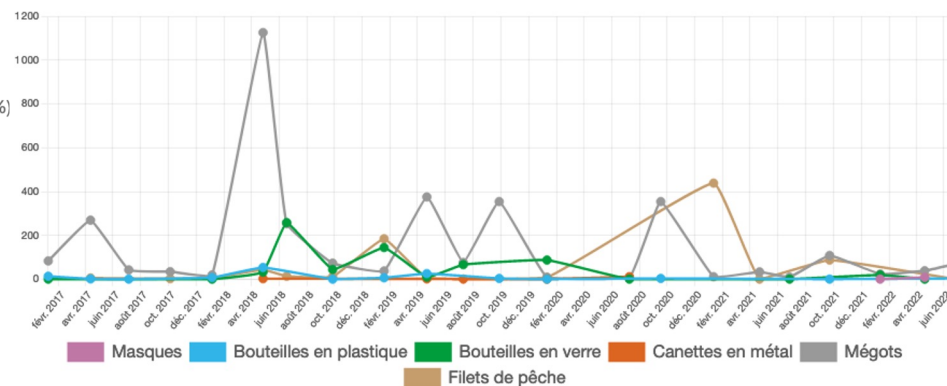
déchets comptés
depuis 2017

DÉCHETS PRINCIPAUX

- | | |
|------------------------------------------------|----------------------------------------------------|
| 1. Fragments de plastique 2,5 - 50 cm (26 560) | 6. Mégots (3 420) |
| 2. Fragments de plastique 0 - 2,5 cm (9 965) | 7. Bouchons plastique (3 275) |
| 3. Fragments de polystyrène (5 869) | 8. Cotons-tiges (2 962) |
| 4. Emballages sucreries et chips (4 587) | 9. Cordages et ficelles inférieures à 1 cm (2 321) |
| 5. Fragments verre supérieurs à 2,5 cm (4 047) | 10. Pailles (2 123) |

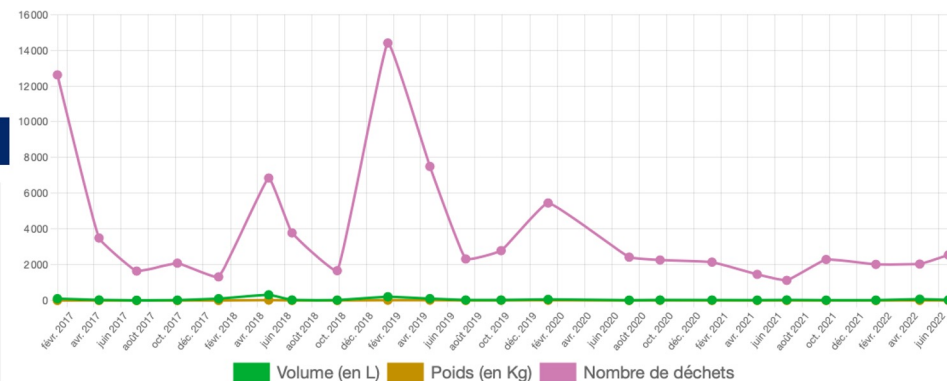
ÉVOLUTION DU NOMBRE DE DÉCHETS INDICATEURS

Cliquer sur un élément de la légende pour le masquer ou l'afficher



ÉVOLUTION DES VOLUMES, POIDS ET NOMBRE DE DÉCHETS

Cliquer sur un élément de la légende pour le masquer ou l'afficher



CAPonLITTER

Interreg Europe



European Union
European Regional
Development Fund

Thank you!



MERTERRE
OBJECTIF ZÉRO DÉCHET MARIN

Some questions ?
association@mer-terre.org



Project's media